



Adequacy of the appropriation for State Funding for Senior Services (SFSS)

January 16, 2025



COLORADO
Office of Adult, Aging &
Disability Services
Department of Human Services

Office of Adult, Aging and Disability Services



Division of
Aging and
Adult
Protective
Services

Division of
Regional
Centers



Division of
Veterans
Community
Living Centers



Division of
Disability
Determination
Services



State Unit on Aging (SUA)



Supports older Coloradans to **age-in-place** in their communities.

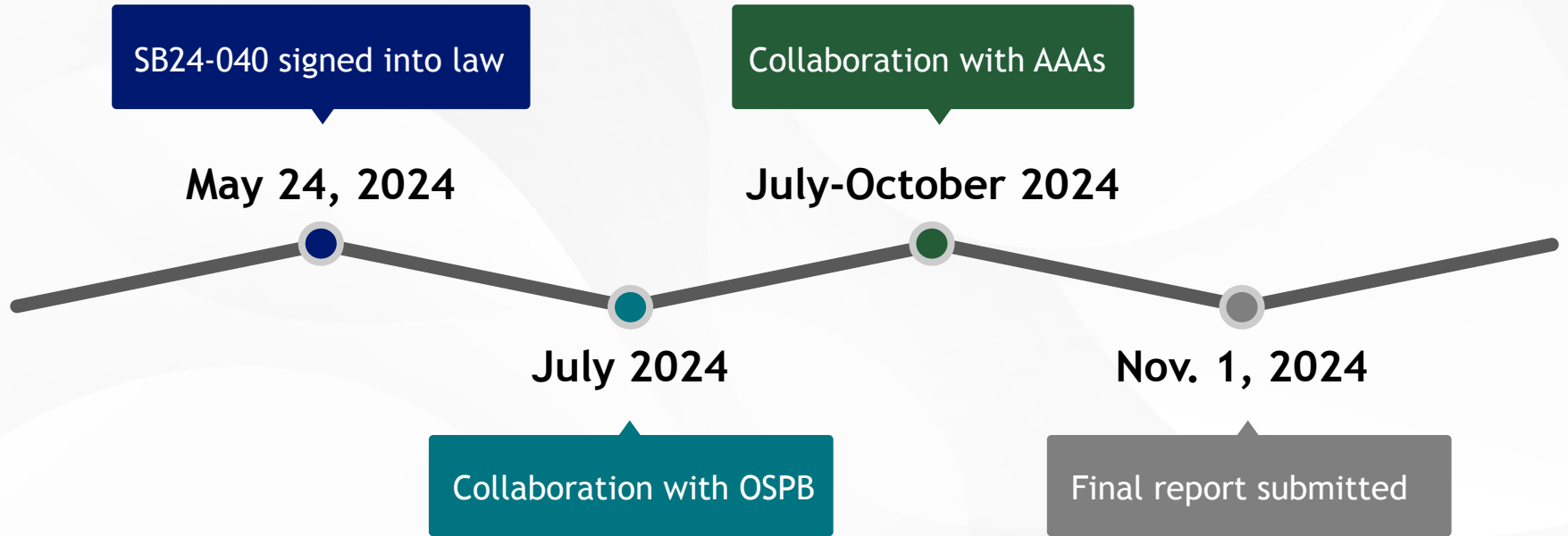


Delivers services to those 60+ and caregivers through **16 regional Area Agencies on Aging (AAAs)** and local provider agencies.



Served nearly **56,000** older Coloradans last year.

SB24-040 Report



Older Americans Act & State Funding for Senior Services

Older Americans Act, AoA, SUAs



1965

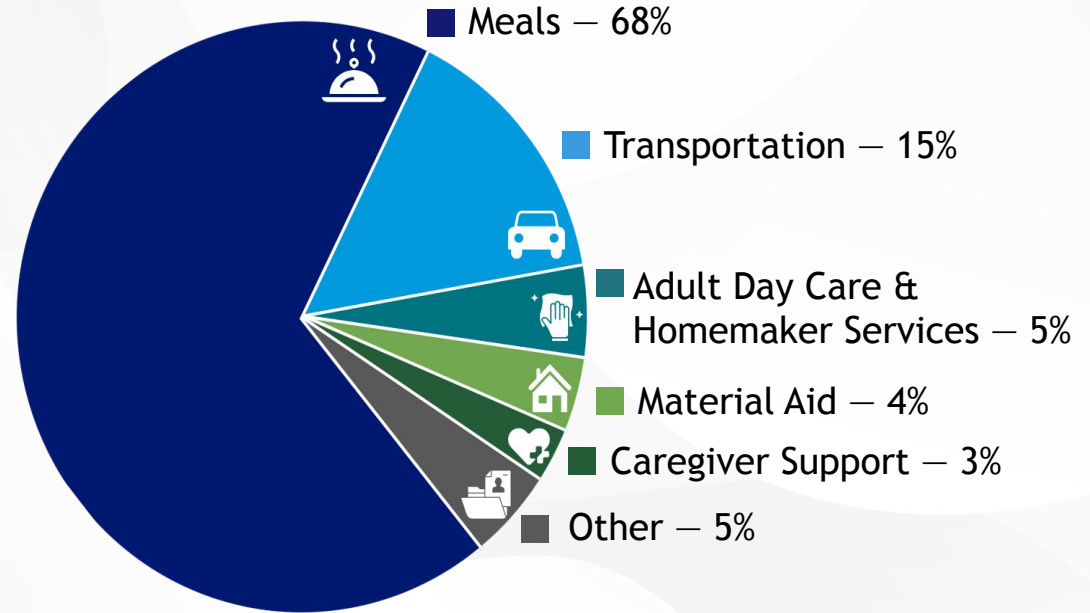
Nutrition Programs

1972

AAAs and Older Coloradans Act

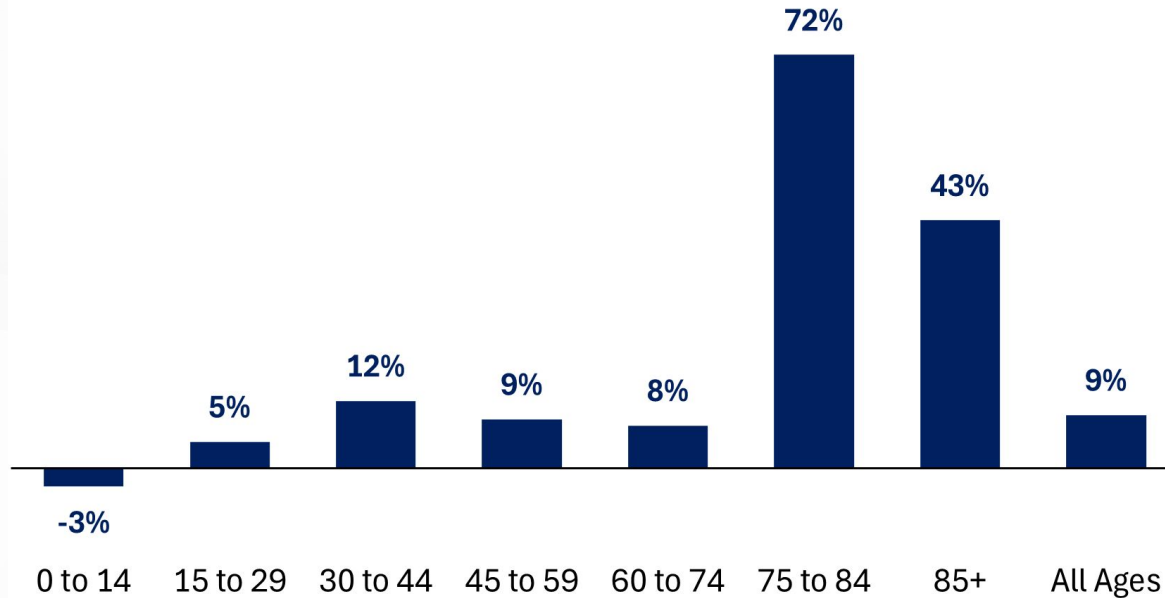
1973

Core Services Mix - % of SFY 2023-24 Units

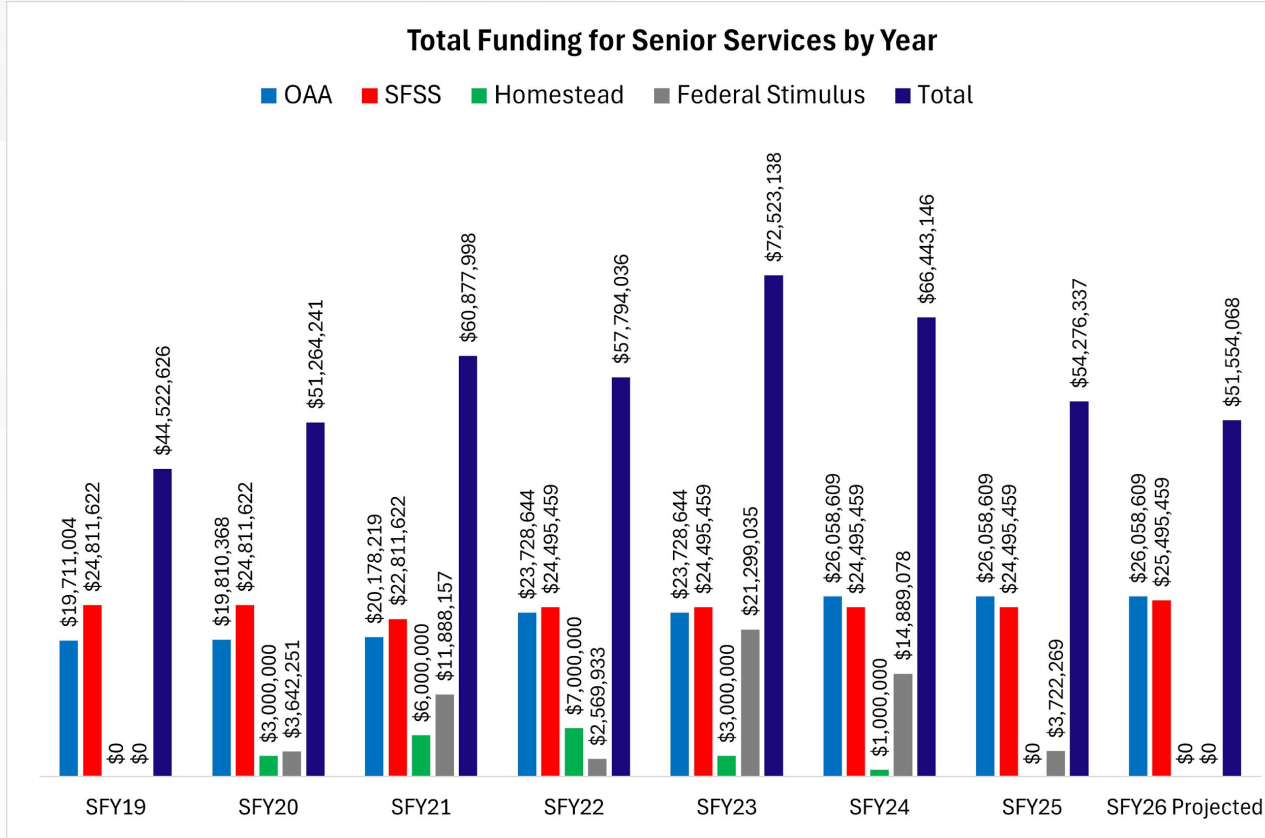


Aging Demographics

% Change by Age Group, 2020 to 2030



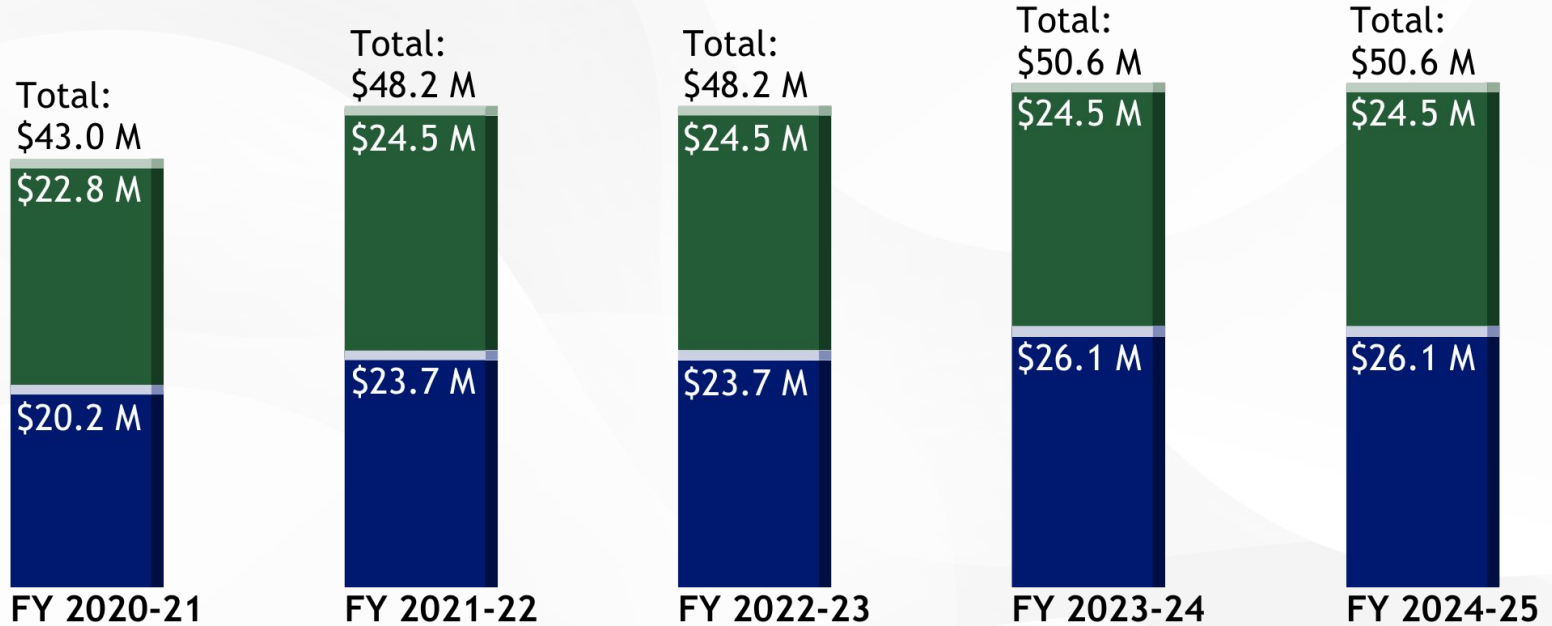
Funding Landscape



Federal, State & Total Funding for Senior Services* by FY

● Older Americans Act (Federal) (OAA)

● State Funding for Senior Services (SFSS)



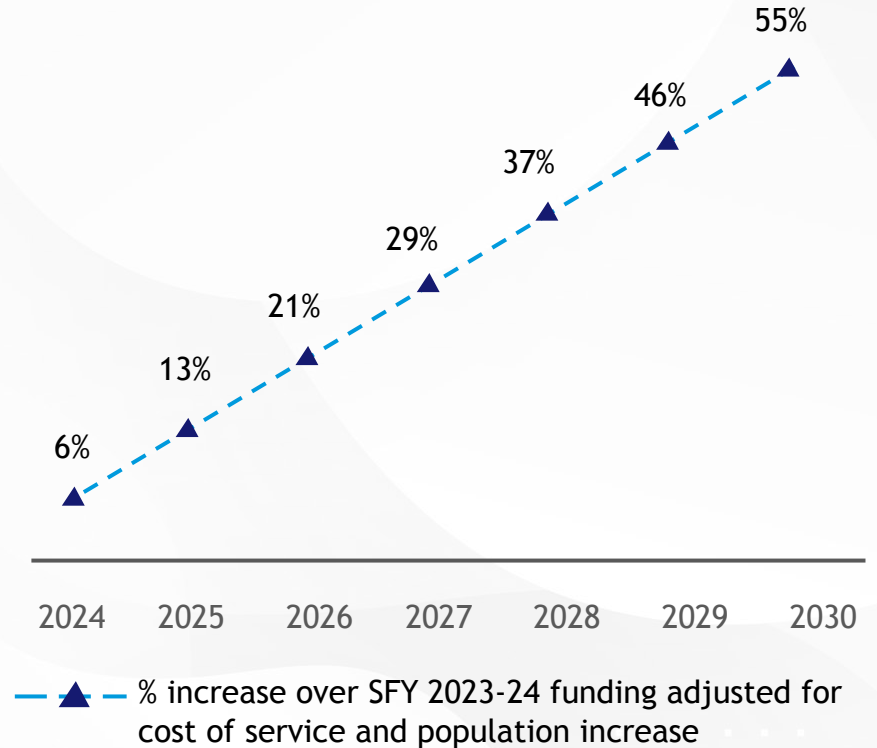
*Does not include one time funding from the American Rescue Plan Act (ARPA) or the Homestead Act

Demand for Services

SFY	# of Regions with waitlists	# of people on waitlists	Cost to clear waitlists
2022-23	6	4,940	\$5,958,623
2023-24	13	6,755	\$10,022,422

* Changes due to more accurate data reporting and clearly defining service rate calculations, in addition to increasing cost and increasing demands.

SFSS Funding Increases Needed to Keep Pace with Demand, 2024 to 2030



Regional Impacts



Increasing costs
of doing
business



Growth in aging
population -
demand for
services



Local provider
capacity issues



Increasing
waitlists



Prioritization of
services

Recap




Increasing
older adult
population



Increasing
waitlists



Increasing
costs to provide
services



Flat
funding

Report Recommendations

1. Develop options to eliminate the current AAA waiting lists.
2. Explore a funding model that better projects anticipated demands.
3. Explore diversification of funding at the local and state level to specifically benefit the AAA network.
4. Continue to support infrastructure development so AAAs can physically serve increasing numbers of older adults.
5. Explore potential changes to the Interstate Funding Formula.

WHAT'S NEXT?



**Lifelong
Colorado**





Thank you!

Erin Wester, Director
Office of Adult, Aging & Disability Services
erin.wester@state.co.us
720-737-4023

Laura Strother, Interim Director
State Unit on Aging
laura.strother@state.co.us
303-866-2750



COLORADO
Office of Adult, Aging &
Disability Services
Department of Human Services